



# **Primary Care Provider Quality Improvement Program (PCP QIP)**

## **eReports Training Webinar**

**Amber Newell  
Athena Beltran-Nampraseut**

**May 3, 2023**

# eReports Training Webinar

*Will begin shortly*

## For Telephone Audio

### Option 1

***“I Will Call In”*** Call event number, enter access code and attendee ID found in your calendar invite/registration confirmation

Audio and Video Connection

Select Audio Connection

Call Me

+1

Select Video Connection

No Video

We can't detect a video camera device. Make sure your camera device is connected and try again.

Connect Audio

1. Select: Call Me

2. Enter phone number you want to be called on

3. Click Connect Audio when it turn green and wait for the call on the number you provided

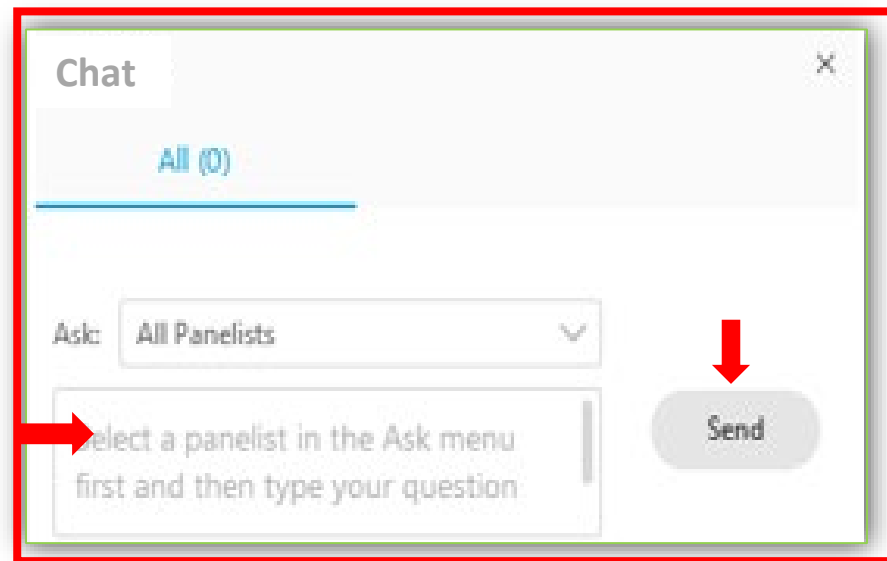
### Option 2

***“Call Me”*** just enter your phone number and Webex will call you!



# Housekeeping

- This webinar will be recorded.
- All participants have been muted to eliminate any possible noise interference/distraction.
- Time is put aside for questions at the end of the webinar.
- If you have a question, please type your question in the CHAT BOX, and address to “ALL PANELISTS.”

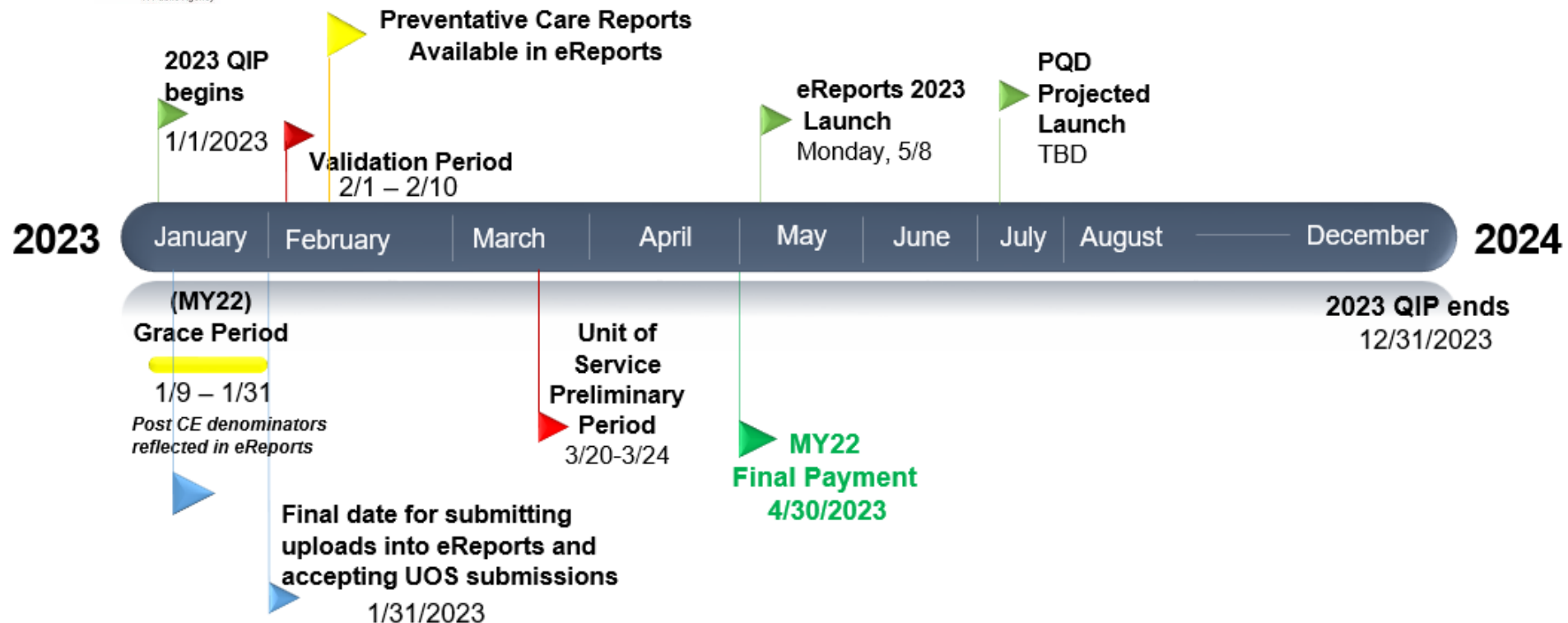


# Objectives

- Current Measurement Year Timeline
- Background
- eReports
  - Overview
  - Audit
  - Preventive care Dashboard
- Resources
- Chat Box: Questions & Answers



# 2023 MY Timeline



## 2023 Measurement Year

1/1/2023 – 12/31/2023

# Important Dates

## Measurement Year 2023 (MY2023)

January 1 – December 31, 2023

- **2023 eReports Launch**
  - Monday, May 8, 2023
- **Electronic Clinical Data System (ECDS) Monthly Files**
  - Submissions to start no later than June 2023 (applies to initiated providers only)
- **Patient Experience Survey - Part 1**
  - Due July 31, 2023
- **Partnership Quality Dashboard (PQD) Launch**
  - July (exact date TBD)



# 2023 eReports Data Upload Schedule

## 2023 PCP QIP - \*Projected eREPORTS UPLOAD SCHEDULE



### CLINICAL MEASUREMENT SET:

Cervical Cancer Screening	May 08, 2023 - JAN 31, 2024	
Childhood Immunization Status - Combo 10		
Comprehensive Diabetes Care - Retinal Eye Exams		
Colorectal Cancer Screening		
Immunizations for Adolescents - Combination 2		
Comprehensive Diabetes Care - HbA1c Control (A1c)	OCT 01, 2023 - JAN 31, 2024	JAN 08, 2024 - JAN 31, 2024
Controlling High Blood Pressure		
Well-Child Visits in the First 15 Months of Life		
Breast Cancer Screening	N/A *	N/A *
Child and Adolescent Well Care Visits		
*Asthma Medication Ratio	N/A *	

\* Asthma Medication Ratio – Data is captured through claims and pharmacy data only. Uploads are not accepted for this measure.

# Clinical Domain

## Full Points Threshold

Measures	Family	Internal	Pediatric
Asthma Medication Ratio	6.0	8.0	13.0
Breast Cancer Screening	6.0	12.0	-
Cervical Cancer Screening	6.0	12.0	-
Child and Adolescent Well Care	9.0	-	16.0
Childhood Immunization Combo 10	6.0	-	16.0
Colorectal Cancer Screening	5.0	12.0	-
Controlling High Blood Pressure	6.0	10.0	-
Diabetes - HbA1C Good Control >9 (A1c)	6.0	11.0	-
Diabetes - Retinal Eye Exam	5.0	5.0	-
Immunizations for Adolescents	6.0	-	16.0
Well-Child Visit, First 15 months of Life	9.0	-	16.0
<b>Total Points:</b>	<b>70</b>	<b>70</b>	<b>77</b>



# Clinical Domain

## Partial Points Threshold

Measures	Family	Internal	Pediatric
Asthma Medication Ratio	4.0	6.0	10.0
Breast Cancer Screening	5.0	9.0	-
Cervical Cancer Screening	4.0	9.0	-
Child and Adolescent Well Care	7.0	-	12.0
Childhood Immunization Combo 10	5.0	-	12.0
Colorectal Cancer Screening	4.0	9.0	-
Controlling High Blood Pressure	4.0	8.0	-
Diabetes - HbA1C Good Control >9 (A1c)	4.0	8.0	-
Diabetes - Retinal Eye Exam	3.0	3.0	-
Immunizations for Adolescents	5.0	-	12.0
Well-Child Visit, First 15 months of Life	7.0	-	12.0
<b>Total Points:</b>	<b>52</b>	<b>52</b>	<b>58</b>

# PHC Website

[Partnershiphp.org](http://Partnershiphp.org)

**PARTNERSHIP**  
**HEALTHPLAN**  
of CALIFORNIA  
*A Public Agency*

Miembros | Участники | Miyembro | Member Portal | Language Assistance | Provider Online Services | e-PA | Careers | Contact Us

Search...

Advanced Search

Enlarge Font Size

**HOME** | **MEMBERS** | **PROVIDERS** | **ABOUT US** | **COMMUNITY**

**PROVIDERS**

- Online Services
- Provider Manual
- Provider Newsletter
- Provider Directory
- Health Information
- Telehealth services
- Workforce Development
- CalAIM

**CLAIMS**

- Billing Information
- Coding Tips
- Important Provider Notices - Medi-Cal
- Important Provider Notices - Healthy Kids
- HIPAA/EDI

**PHARMACY**

- Submit a TAR(e-PA)
- Covered Drug Lists
- Pharmacy Directories
- Pharmacy Updates
- P&T Drug Benefit Updates

**HEALTH SERVICES**

- RAF/TAR Information
- Utilization Management
- Health Information
- Language Assistance
- Mental Health Services
- Drug Medi-Cal / Wellness & Recovery
- Telehealth Services

**QUALITY**

- Quality Improvement Programs (QIP)
- HEDIS
- Managing Pain Safety
- Partnership Improvement Academy
- Patient Safety
- Strategic Initiatives


**OUR MISSION: TO HELP OUR MEMBERS, AND THE COMMUNITIES WE SERVE, BE HEALTHY**

# WELCOME TO PCP QIP!

## QUALITY IMPROVEMENT PROGRAMS

Partnership HealthPlan of California offers several Improvement Programs offering financial incentives and technical assistance to providers who serve our members.

Details on each specific program can be accessed by clicking the link below.

- Primary Care Provider Quality Improvement Program (PCP QIP) 
- Hospital Quality Improvement Program (HQIP)
- Long-Term Care Quality Improvement Program (LTC QIP)
- Palliative Care Quality Improvement Program (PC QIP)
- Perinatal Quality Improvement Program (Perinatal QIP)

### Contact Us

Email: [QIP@partnershiphp.org](mailto:QIP@partnershiphp.org) (please allow two business days for a response)

Fax: (707) 863-4316

# Where is eReports?

## PCP QUALITY IMPROVEMENT PROGRAM

The Primary Care Provider Quality Improvement Program (PCP QIP), designed in collaboration with Partnership HealthPlan of California providers, offers substantial financial incentives, data resources, and technical assistance to primary care providers who serve our capitated Medi-Cal members so that significant improvements can be made in the following areas:

- Prevention and Screening
- Chronic Disease Management
- Appropriate Use of Resources
- Primary Care Access and Operations
- Patient Experience

### Contact Us

Email: [QIP@partnershiphp.org](mailto:QIP@partnershiphp.org) (please allow two business days for a response)

Fax: (707) 863-4316

### PCP QIP Overview



To help orient our providers to the PCP QIP year, we have provided measurement set documents, a code list, and other useful tools and resources.

[Learn More about 2022 and 2023 PCP QIP](#)

### Webinars



[PCP QIP webinars](#)

[Upcoming Webinars and Trainings](#)

[On Demand Courses](#)

## PCP QIP 2022 & 2023

This page includes measurement documents and tools referring to the last and current program years spanning January 1, 2022 – December 31, 2022 and January 1, 2023 – December 31, 2023.

[Approved 2022 PCP QIP Measure Summary \(Added December 01, 2021\)](#)

[Approved 2023 PCP QIP Measure Summary \(Added December 31, 2022\)](#)

### Measurement Set Documents

#### Measure Specifications

Measures vary by practice type. The following document includes measure descriptions and requirements as well as data submission processes by type.

[2022 Specifications Manual](#)

[2023 Specifications Manual \(Revised March 16, 2023\)](#)

### Code List

- Clinical Measurement Set - Please use eReports Diagnosis Crosswalk to view the code set.
- Non-Clinical Measures - Non-clinical code set (Updated October 12, 2022).
- 2023 Non-Clinical Measures - Targets and Code Sets will be available in Q1 2023.

### Tools

[Click here for eReports](#)

Please refer to the specifications document for your practice type for a data submissions timeline and submission templates.

[Timeline for Addressing 2022 and 2023 PCP QIP Measures](#)

Added December 09, 2021

[Timeline for Addressing 2023 and 2024 PCP QIP Measures](#)

Added January 04, 2023

# What is eReports?

## Gives you:

- Access to a web based portal 24 hours/7 days a week
- Track your clinical performance in real time
- Download patient reports for each of the clinical measures
- Upload supplemental data for your patients
- Access to detailed specifications manual





# eReports Walk-Through



## QIP e-Reports

Sign in with your organizational account

[Log In](#)

**Sign Up:**

New user, email QIP Team at [qip@partnershiphp.org](mailto:qip@partnershiphp.org) for your site's registration Key. Click [here](#) to register with a registration Key.

[Can't access your account?](#)

[About Us](#) [What is QIP?](#) [User Login](#) [FAQ](#) [Help](#)  
Quality Improvement Program (QIP) - A product of Partnership HealthPlan of

# eReports Terms and Conditions

## QIP – eReports

About Us

What is QIP?

User Login

FAQ

Help



### Terms and Conditions:

Welcome to Partnership HealthPlan's QIP eReports system.

This is a PHC proprietary software product. This product may be only used for authorized business purposes and contains confidential data, including Protected Health Information (PHI). Confidential information and PHI may not be accessed or used without authorization. Any or all uses of this network and all files on this network may be intercepted, monitored, recorded, copied, audited, inspected, and disclosed to authorized personnel, law enforcement personnel, as well as authorized officials of other agencies.

Unauthorized or improper use of this system may result in administrative disciplinary action and civil and criminal penalties. By continuing to use this system you indicate your awareness of and consent to these terms and conditions of use.

LOG OFF IMMEDIATELY if you do not agree to the conditions stated in this warning.

"HIPAA" shall mean Section 262 of the Health Insurance Portability and Accountability Act, P.L. 104-191 ("HIPAA") which governs the use and transmission of individually identifiable health information.

"Legal Requirement" shall mean any law or regulation affecting the use or disclosure of Protected Health Information.

"Protected Health Information" shall mean any Protected Health Information as defined in HIPAA or any similar information obtained from individuals as a result of the Customer providing products or services.

Security and Confidentiality: You acknowledge that Protected Health Information requires special safeguarding and agree to abide by the laws & Procedures of your company, state, and HIPAA regarding the protection and disclosure of Protected Health Information contained in the Site.

Safeguards: You agree that it is your responsibility to implement reasonable and appropriate administrative, technical and physical safeguards to protect the confidentiality, integrity and availability of all Protected Health Information and any and all other confidential information accessible on or through the Site.

Decline

Accept

# eReports Home Screen

[Log Out](#)

## QIP - eReports

### Threshold Report

GROUP NAME: 1

Select a PCP

[Select Provider](#) [Clear](#)

Core Clinical Measurement Set									
Measure	QIP Score	Numerator	Denominator	25th Threshold %	25th(Target/Achieved)	50th Threshold %	50th(Target/Achieved)	75th Threshold %	75th(Target/Achieved)
Child and Adolescent Well Care 2023		907	8819	NA	NA	48.93%	4316/907	57.44%	5066/907
Asthma Medication Ratio 2023		104	121	NA	NA	64.26%	78/104	69.67%	85/104
Breast Cancer Screening 2023		865	1763	NA	NA	50.95%	899/865	56.52%	997/865
Cervical Cancer Screening 2023		3227	7577	NA	NA	57.64%	4368/3227	62.53%	4738/3227
Childhood Immunization Status CIS 10 2023		150	568	NA	NA	34.79%	198/150	42.09%	240/150
Colorectal Cancer Screening 2023		1378	6355	32.8%	2085/1378	40.23%	2557/1378	NA	NA
Controlling High Blood Pressure 2023		76	1725	NA	NA	59.85%	1033/76	65.1%	1123/76
Diabetes - HbA1C Good Control 2023		285	1469	NA	NA	60.1%	883/285	64.48%	948/285
Diabetes - Retinal Eye exam 2023		461	1468	NA	NA	51.09%	751/461	56.51%	830/461
Immunization for Adolescents 2023		241	568	NA	NA	35.04%	200/241	41.12%	234/241
Well Child First 15 Months 2023		37	406	NA	NA	55.72%	227/37	61.19%	249/37

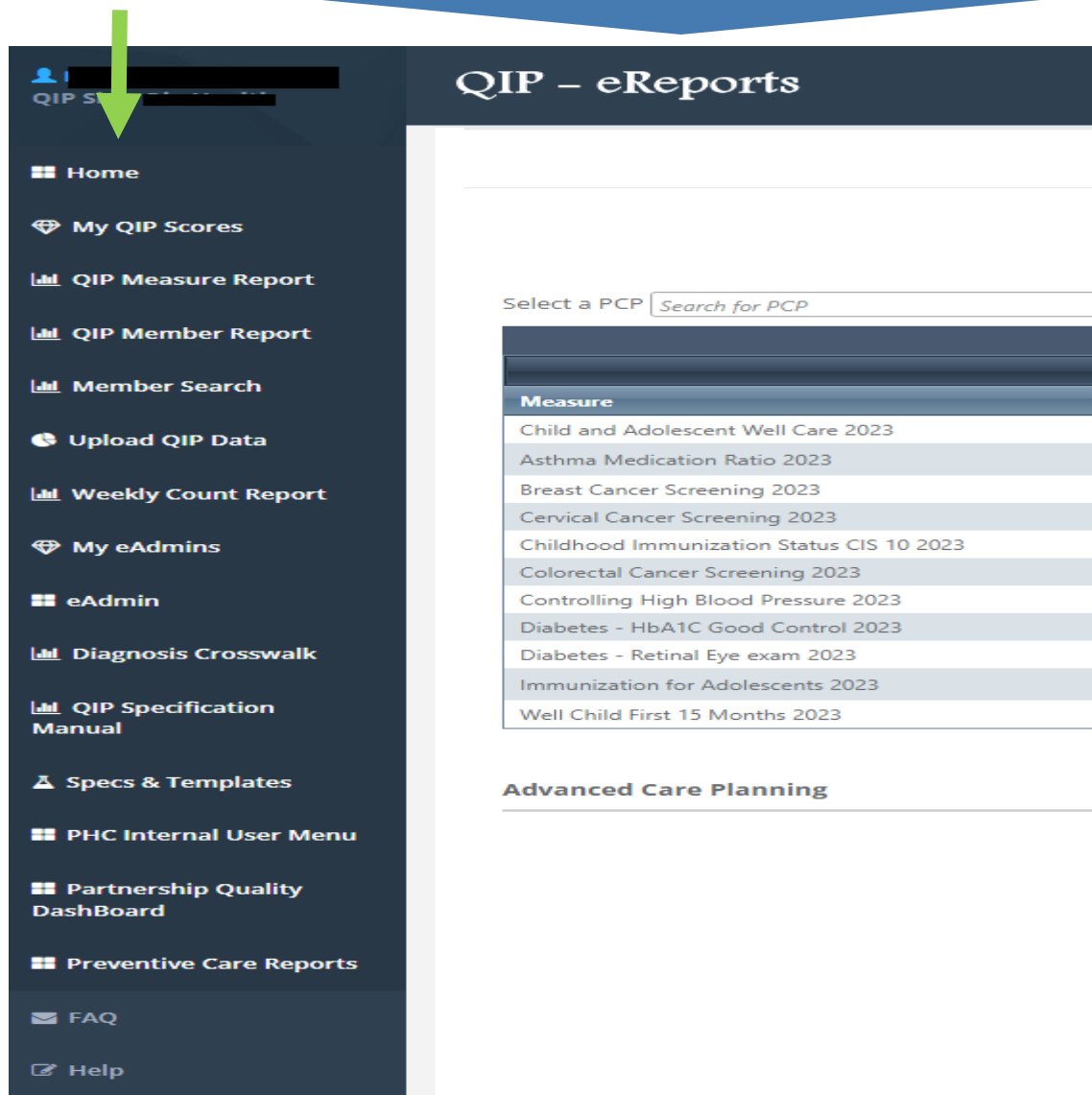
### Advanced Care Planning



LAST LOGIN: 4/13/2023 12:56:36 PM  
QIP SCORES UPDATED ON: 4/14/2023 1:21:10 AM



# eReports Features



**QIP - eReports**

Select a PCP

Measure
Child and Adolescent Well Care 2023
Asthma Medication Ratio 2023
Breast Cancer Screening 2023
Cervical Cancer Screening 2023
Childhood Immunization Status CIS 10 2023
Colorectal Cancer Screening 2023
Controlling High Blood Pressure 2023
Diabetes - HbA1C Good Control 2023
Diabetes - Retinal Eye exam 2023
Immunization for Adolescents 2023
Well Child First 15 Months 2023

**Advanced Care Planning**

# My QIP Score

QIP Site: [Redacted]

## QIP - eReports

- Home
- My QIP Scores**
- QIP Measure Report
- QIP Member Report
- Member Search
- Upload QIP Data
- Weekly Count Report
- My eAdmins
- eAdmin

Select a PCP:	<input type="text" value="Search for PCP"/>
Select a Measure:	<input type="text" value="Asthma Medication Ratio 2023"/> <span>Display</span> <span>Clear</span>
QIP Site:	
Numerator:	104
Denominator:	121
QIP Score:	86.0 %
Threshold:	50th Percentile: 64.26 75th Percentile: 69.67

Note: The denominator list for the selected measure does not apply continuous enrollment criteria. The eligible population used to calculate the final scores for all measures is defined as capitated Medi-Cal members who are also has to be continuously enrolled with a PCP site, with continuous enrollment defined as being assigned for nine out of the 12 months of the measurement year. Medi-Medi or dually eligible members are also included.





# QIP Member Report

Home

My QIP Scores

QIP Measure Report

**QIP Member Report**

Member Search

Upload QIP Data

Weekly Count Report

My eAdmins

eAdmin

Diagnosis Crosswalk

QIP Specification Manual

Specs & Templates


Number of members displayed: 30855

Refresh

QIP Result	Measure Name	CIN	Member First Name	Member Last Name	Member Phone	Gender	DOB	Age	PCP	NewMember
Denominator	Child and Adolescent Well Care 2023									N
Denominator	Child and Adolescent Well Care 2023									N
Denominator	Child and Adolescent Well Care 2023									N
Denominator	Child and Adolescent Well Care 2023									N
Denominator	Well Child First 15 Months 2023									N
Denominator	Well Child First 15 Months 2023									N
Denominator	Well Child First 15 Months 2023									N
Denominator	Well Child First 15 Months 2023									N
Denominator	Well Child First 15 Months 2023									N
Denominator	Well Child First 15 Months 2023									N
Denominator	Well Child First 15 Months 2023									N
Denominator	Well Child First 15 Months 2023									N
Denominator	Well Child First 15 Months 2023									N
Denominator	Well Child First 15 Months 2023									N
Denominator	Well Child First 15 Months 2023									N
Denominator	Well Child First 15 Months 2023									N
Denominator	Well Child First 15 Months 2023									N
Denominator	Well Child First 15 Months 2023									N



# Member Search


QIP Site: [Redacted]

QIP - eReports
Log Out

Home

My QIP Scores

QIP Measure Report

QIP Member Report

Member Search

Upload QIP Data

Weekly Count Report

My eAdmins

Diagnosis Crosswalk

QIP Specification Manual

Specs & Templates

Partnership Quality Dashboard

Preventive Care Reports

FAQ

Help


QIP Member Search

Member CIN:

Member SSN:

First Name:

Last Name:

Date of Birth: 

Search Member


Clear

**Search Criteria:**

1. CIN (e.g 12345678A9)
2. SSN (e.g. 9999999999)
3. Last Name and First Name
4. Last Name and Date of Birth (e.g DOB 01/01/2017)


Search Results

Refresh



Member CIN	Member First Name	Member Last Name	Member DOB	Member SSN	Gender	PCP	Details
Search for Members...							

Refresh



# Diagnosis Crosswalk

QIP Site: [Redacted]

## QIP - eReports

- Home
- My QIP Scores
- QIP Measure Report
- QIP Member Report
- Member Search
- Upload QIP Data
- Weekly Count Report
- My eAdmins
- eAdmin**
- Diagnosis Crosswalk
- QIP Specification Manual
- Specs & Templates
- PHC Internal User Menu
- Partnership Quality Dashboard
- Preventive Care Reports
- FAQ

[Back to report main page](#)

Select a Measure: **Child and Adolescent Well Care 2023**

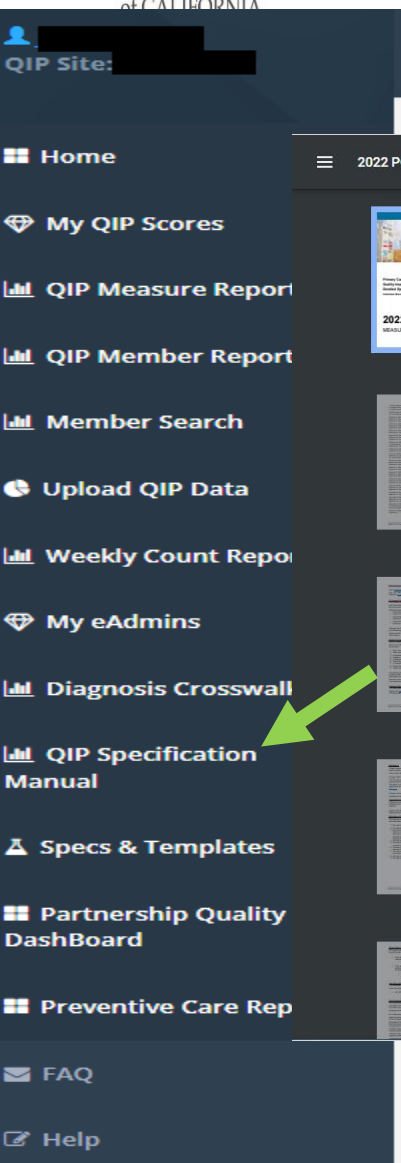
Select a Code Type: **Well-Care**

[Display](#) [Clear](#)

Code Type ▲	Code System ▲	Code ▲	Route	Version Date
Well-Care	CPT	99381		11/28/2022
Well-Care	CPT	99382		11/28/2022
Well-Care	CPT	99383		11/28/2022
Well-Care	CPT	99384		11/28/2022
Well-Care	CPT	99385		11/28/2022
Well-Care	CPT	99391		11/28/2022
Well-Care	CPT	99392		11/28/2022
Well-Care	CPT	99393		11/28/2022
Well-Care	CPT	99394		11/28/2022
Well-Care	CPT	99395		11/28/2022
Well-Care	CPT	99461		11/28/2022
Well-Care	HCPCS	G0438		11/28/2022
Well-Care	HCPCS	G0439		11/28/2022
Well-Care	HCPCS	S0302		11/28/2022
Well-Care	HCPCS	S0610		11/28/2022
Well-Care	HCPCS	S0612		11/28/2022
Well-Care	HCPCS	S0613		11/28/2022
Well-Care	ICD10CM	Z0000		11/28/2022
Well-Care	ICD10CM	Z0001		11/28/2022
Well-Care	ICD10CM	Z00110		11/28/2022
Well-Care	ICD10CM	Z00111		11/28/2022




# Comprehensive Specifications Manual



2022 PCP QIP Measure Specifications\_Detailed Version\_FINAL\_2\_17\_22.pdf

1 / 95 | 100%

## ALL PRACTICE TYPES



**Primary Care Provider  
Quality Incentive Program (PCP QIP)  
Detailed Specifications**

Published: December 31, 2022

# 2023

MEASUREMENT YEAR



# Upload Templates

QIP Site:

Home

My QIP Scores

QIP Measure Report

QIP Member Report

Member Search

Upload QIP Data

Weekly Count Report

My eAdmins

eAdmin

Diagnosis Crosswalk

QIP Specification Manual

Specs & Templates

PHC Internal User Menu

Partnership Quality Dashboard

Preventive Care Reports

QIP - eReports

QIP Member Reports

Select a measure:

Select a Measure...

Select a Measure...

Child and Adolescent Well Care 2023

Advance Directive/POLST Submission 2023

Asthma Medication Ratio 2023

Attestation Submission 2023

Breast Cancer Screening 2023

Cervical Cancer Screening 2023

Childhood Immunization Status CIS 10 2023

Colorectal Cancer Screening 2023

Controlling High Blood Pressure 2023

Diabetes - HbA1C Good Control 2023

Diabetes - Retinal Eye exam 2023

Immunization for Adolescents 2023

Well Child First 15 Months 2023

Select a PCP:

Member CIN

PAF Smear Collection Date

High Risk HPV/HPV Collection Date

Date of "Total", "Complete", or "Radical" Hysterectomy

Display Report

Clear

**Upload Instructions for Numerator Compliance:**

1. Identify and enter the following information in the appropriate column:

**Members 24-64 years of age who had a cervical cytology during the measurement year of two years prior to the measurement year:**

- Member CIN (123456789)
- PAF Smear Collection Date (MM/DD/YYYY)

**Members 30-64 years of age who had a high risk human papillomavirus (hrHPV) test during the measurement year or four years prior to the measurement year and who were 30 years or older on the date of test:**

- Member CIN (123456789)
- High Risk HPV/HPV Collection Date (MM/DD/YYYY)

**Exclusions:**

- Member CIN (123456789)
- Date of "Total", "Complete", or "Radical" Hysterectomy Date (MM/DD/YYYY)

2. Save the file to your desktop or other preferred location.

**Strategies for upload success:**

- Enter data as indicated in the column headings, i.e. MM/DD/YYYY. If the formatting is changed, the data could appear to be accepted and not reflected in your numerator.
- Acceptable file types: Excel 97-2003 Workbook (.xls) or Excel Workbook (.xlsx).
- Always confirm your uploaded data is reflected in your numerator within seven business days.

**\*\*Uploading data is subject to an annual audit. Medical Record must be present in the patient's chart.\*\***



# Upload QIP Data

## QIP – eReports

Select a measure:

Cervical Cancer Screening 2023

Selected File:

2023 CervicalCancerScreening UAT Template.xls

View data with no errors

View data with errors

Upload data with no errors

Cancel Upload

The file was successfully uploaded to the system.

Showing total 15 records.

CIN	Date of Most Recent PAP Smear	High Risk HPV/HPV	Date of Hysterectomy	Error
	02/14/2023			
		02/14/2023		Pap smear date is required if HPV date is entered
	01/01/2018			
	02/14/2023	02/14/2023		
			02/14/2023	
			03/31/2023	The date value for Date of Hysterectomy is Required cannot be later than today's date.
	02/14/2023		02/14/2023	
		02/14/2023		Pap smear date is required if HPV date is entered
		02/14/2023		Pap smear date is required if HPV date is entered
		03/31/2023		Pap smear date is required if HPV date is entered
02/14/2023	02/14/2023	02/14/2023	02/14/2023	Validation failed for Member CIN. The given CIN number is not valid.
		01/10/2021		Pap smear date is required if HPV date is entered
	05/20/2021			
	02/14/2023	02/14/2023		
	02/14/2023			

\*Asthma Medication Ratio – Data is captured from data sources claims and pharmacy data. No uploads will be accepted.

\*Diabetes - HbA1c Good Control, Well Child visit, First 15 months of Life and Controlling High Blood Pressure – Templates will release October 1 of the measurement year. Upload data will be accepted between October 1 through the end of the measurement year grace period.

\*Child and Adolescent Well Care and Breast Cancer Screening – Templates will release on the first day of the measurement year grace period. Upload data will be accepted from the first day of the measurement year grace period to the close of the measurement year grace on January 31 at 5 p.m.

# PQD – Stoplight Dashboard

## QIP – eReports

QIP Site: [REDACTED]

Home

My QIP Scores

QIP Measure Report

QIP Member Report

Member Search

Upload QIP Data

Weekly Count Report

My eAdmins

Diagnosis Crosswalk

QIP Specification  
Manual


Specs & Templates

Partnership Quality  
DashBoard

Preventive Care Reports

FAQ

## Partnership Quality Dashboard



# PQD – 2022 Final Statements

## QIP – eReports

### Partnership Quality Dashboard

View: Original

Home | QIP Stoplight | Provider | MeasurePerformance | Scorecard | DrillDown\_Clinical | Drilldown\_NonClinical | **FS1** | FS2 | FS3

**Partnership HealthPlan of California**  
Quality Dashboard  
Home

- PQD is an online platform that integrates many sources of quality performance data to enable PCPs and PHCs to monitor, analyze, inform and evaluate quality improvement efforts.
- QIP data is updated monthly on the 10th in PQD.
- Please reach out to PQD team ([PQD@partnershiphp.org](mailto:PQD@partnershiphp.org)) for any questions.

**Status**  
None

**Refresh Date**  
None

**Members**  
None

**Claims Timeliness**  
None (None)  
(None/None)

**Payout Status**  
Your organization has earned **None** of your Total Possible QIP \$.

**Parent Organization (PO) Executive QIP Measure Summary**

You have earned **None**% of your possible points. The Planwide Average to date is **None**% giving you an Overall Rank of **None** out of **None** parent organizations. Click "Top 20" or "Bottom 20" to view unblinded PO performance.

**Top 20**

**Provider Score**

**Provider Score**

# PQD- Final Statement 1

Home QIP Spotlight Provider Measure Performance Scorecard DrillDown\_Clinical Drilldown\_NonClinical FS1 FS2 FS3

Partnership Health Plan  
PCP Quality Improvement Program Statement  
Final Report

Measurement Year: CY2021  
Parent Organization: [REDACTED]  
CY2021 Member Months: [REDACTED]  
Provider Name: [REDACTED]  
Total Due to PCP: [REDACTED]

Practice Type: FAMILY  
County: [REDACTED]

Measure Type	Measure Name	Desired Position	25th Percentile	50th Percentile	75th Percentile	90th Percentile	QIP Score	RI Score	Points Earned	Potential Points
Clinical	Asthma Medication Ratio	≥	58.67	63.58	68.52	71.62	63.38	12.28	0	7
	Breast Cancer Screening	≥	53.28	58.67	63.98	69.23	46	-5.67	0	7
	Cervical Cancer Screening	≥	54.99	60.65	66.49	72.02	51.35	9.01	0	7
	Child and Adolescent Well Care Visits	≥	26.8	35.61	47.54	65.04	34.56	34.56	0	10
	Childhood Immunization Status CIS 10	≥	27.98	34.79	42.02	49.27	17.74	-9.68	0	7
	Colorectal Cancer Screening	≥	32.24	41.84	51.49	61.7	37.78	1.75	5	6
	Controlling High Blood Pressure	≥	52.55	61.04	66.91	72.26	68.41	11.51	7	7
	Diabetes - HbA1C Good Control	≥	53.28	61.48	67.15	72.02	66.18	24.34	7	7
	Immunization for Adolescents IMA 2	≥	28.95	34.43	40.39	47.2	30	17.92	0	7
	Well Child First 15 Months	≥	59.02	65.83	69.83	73.24	57.14	-33.6	0	10
Grand Total									19	75

Measure Type	Measure Group	Measure Name	Desired Position	Partial Points Target	Full Points Target	QIP Score	Points Earned	Potential Points
Non-Clinical	Access & Operations - Primary Care Utilization	Avoidable ED/1000	≤	11.44	9.18	5.93	5	5
	Appropriate Use of Resources	ACS Admissions	≤	8.56	6.88	10.92	0	5
	Patient Experience	CAHPS or Survey Option	≥	N/A	N/A	0	10	10
	Readmissions	RAR_Readmission	≤	1.2	0.99	0.93	5	5
Grand Total							20	25

## PCP QIP Final Payment Statement

- Only available via PQD
- FS1-FS3 combines is the full report
- 3 year look-back: MY2020 – MY2022

## Final Statement 1 (FS1):

- Point distribution
  - Clinical
  - Non-Clinical

# PQD – Final Statement 2

Home QIPStoplight Provider MeasurePerformance Scorecard DrillDown\_Clinical Drilldown\_NonClinical FS1 FS2 FS3

Partnership Health Plan  
PCP Quality Improvement Program Statement  
Final Report

Measurement Year: CY2021  
Parent Organization: [REDACTED]  
CY2021 Member Months: [REDACTED]  
Provider Name: [REDACTED]  
Total Due to PCP: [REDACTED]

**Quality Improvement Program Funds Distribution**

Total Quality Improvement Points (Unadj. Pts. Earned/Adj. Max Points Possible x 100): 39.00  
Adj. Max Points Possible: 100.0

(a.) Total Calendar Year Member Months	85,736
(b.) Adjusted Points Earned	39.00
(c.) Budgeted QIP PMPM + CHDP PMPM (if Applicable)	\$11.88
Total QIP Core Measurement Set Payment Due (a x b x c / 100)	\$397,232.04
Final QIP PMPM	\$4.63

**Optional Unit of Service Measures**

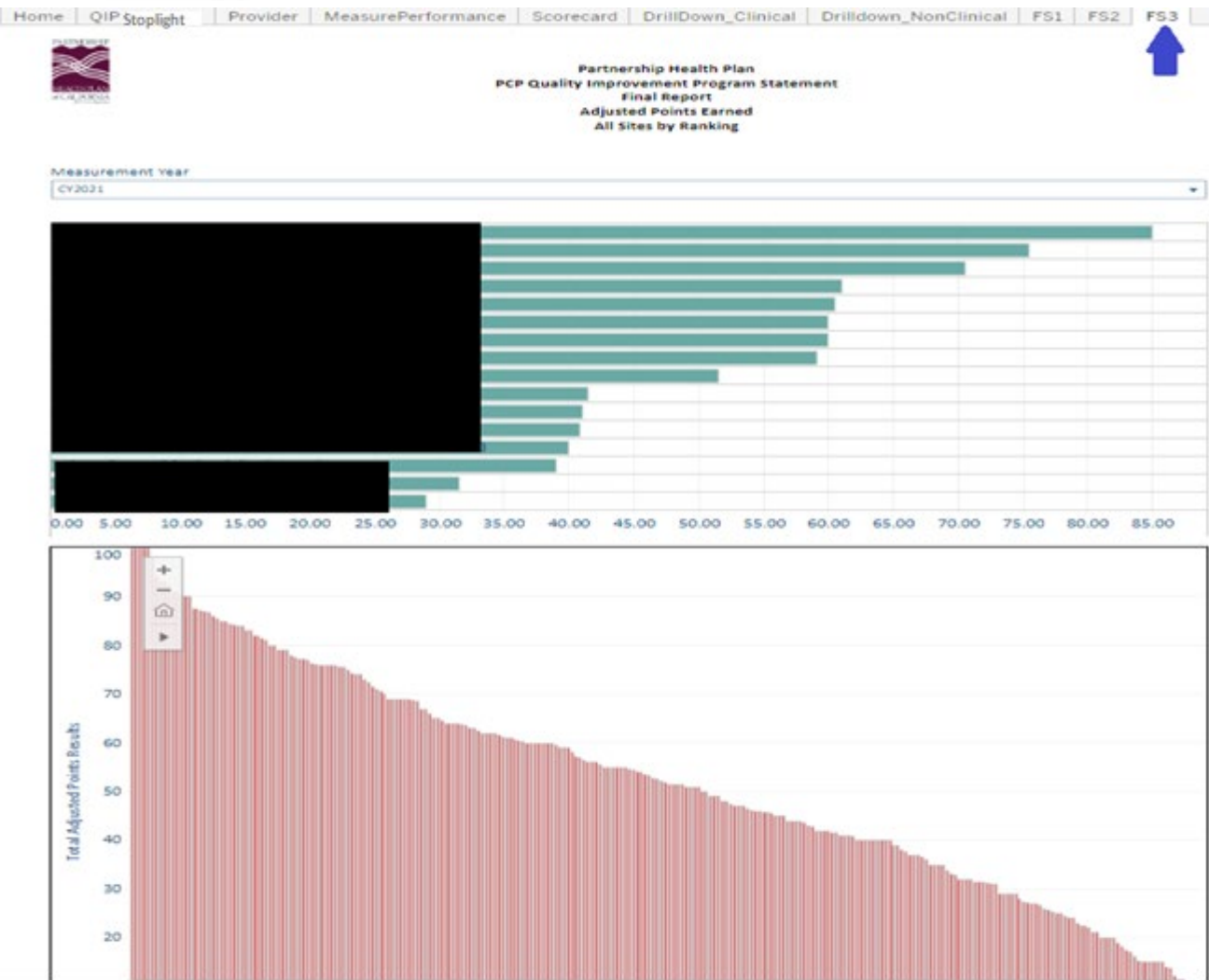
Advance Care Planning	\$1,500.00
Alcohol_Misuse_Counseling	\$0.00
Health Information Exchange	\$0.00
Initial Health Assessment	\$0.00
PCMH Certification	\$0.00
Peer-led Self Mgmt. Support Groups	\$0.00
POLST/AD	\$1,500.00
Total Optional Unit of Service Measures	\$3,000.00

Total Core Measurement Set + Total Unit of Service + FGHC CHDP: \$400,232.04

## Final Statement 2 (FS2):

- Payment Summary of FS1
  - Clinical
  - Non-Clinical
- Payment Breakdown
  - UOS
- Total Payment

# PQD – Final Statement 3



Final Statement 3  
(FS3):

Weighted Ranking  
by adjusted points  
earned



# Preventative Care Dashboard


## QIP – eReports

Log Out

### Preventive Care Reports

View: Original

Summary Information | CIS\_0-2 Yrs | IMA\_9-13 Yrs | 6+Visits by 15Months | Annual Well Care Visits



#### Preventive Care Reports

These reports are supplemental to eReports and do not indicate measure compliance. The source of data is PHC's administrative data only. Dates of service that have been uploaded into eReports are not visible in these reports.

Immunization Dose Reports

The intent of the immunization dose reports is to enhance visibility of immunizations given, including for members not yet in the annual denominators for the Child Immunization Status and Immunizations for Adolescents measures. Data sources for this report include California Immunization Registry (CAIR) data, PHC's claims and encounter data, and immunization data received through PHC's Clinical Data Repository.

Well Care Reports

Like the Immunization reports, Well Care reports promote visibility of well visits completed for members who are not yet in the denominator for the Well Child Visits in the First 15 Months and the Child and Adolescent Well Care measures. The data source for these reports is PHC's claims and encounter data. Note that dates of service must be a minimum of 14 days apart to count towards numerator compliance.

Recommended Use

- Use reports to engage with members sooner, to help keep members on track with recommended immunization schedules and well care visits.
- Review service dates against measure requirements, to determine if members still require additional dates of service before aging out of the measure.
- If immunization dates of service are not captured on this report, please report them in CAIR. This will help to ensure data is captured administratively in eReports.

Important Notes

- Reports may not include recent dates of service due to claims lag (up to 3 months) and the timeframe by which PHC integrates CAIR data (typically a 4-6 week lag).
- Duplicate immunization dates, or dates of service close in time may be represented as separate immunizations on the report, depending on how records were entered in CAIR or services were billed. Confirm all service dates in eReports and against measure specification to ensure compliance.

#### Frequently Asked Questions

Q. Members with letter "E" in their Client ID Number (CIN) show up with scientific notation formatting when I download the report.

A. This is due to Excel's auto-formatting. To fix this, open a new workbook and import the downloaded immunization report as a text file.

- Select the Data tab from the ribbon
- Select 'From Text' under Get External Data menu
- Locate your report from the folder it was downloaded to. Click Import.
- Use the Import Wizard to import the file
  - Step 1. Delimited data type (Next)
  - Step 2. Tab delimited check (Next)
  - Step 3. Highlight the column for CIN and change the column data format to Text (Finish, OK)

Q. Why are there more or less columns in the report for each vaccine-type than number of doses required for the series?

A. The number of immunization columns reflects the maximum number of dates of service for any given member in the report. If none of the members had any doses under a vaccine-type, there will be no placeholder columns for that vaccine. If a single member had many different dose dates under a series, that number of columns will display under the series. To confirm the number of required doses in a series refer to the QIP measure specifications document for Childhood Immunization Status and Immunizations for Adolescents measures.


Q. The columns showing dates of service are not in a standard date format when I export the dose report.

A. To fix this, highlight all columns in the exported report that should show dates of service. On the Excel ribbon, change the format from General to Short Date.

# Childhood Immunization Status (CIS 10)

QIP – eReports

Preventive Care Reports



**Vaccine Dose Report**

**Childhood Immunization Status - Combo 10 (CIS-10)**

Immunization Dates of Service

**Export Instructions:**

- Select PCP(s) and apply age filter if preferred.
- Click anywhere in the gray space below the "Updated" date to actively select the data.
- Click the download button from the menu bar above and export the report as a crosstab to view the report in Excel.

**Urgency Flag:**

- Very Urgent: Members turning 2 in the upcoming 4 months
- Urgent: Members turning 2 in 5 - 7 months
- To be Evaluated: Members turning 2 in 8 - 21 months
- Newborn - To be Evaluated: Members born in the past 3 months

Year of Age 2

(All)

☒ (All)  
☒ 2021  
☒ 2022  
☒ 2023  
☒ 2024

PCP Name - ID#

(All)

PCP Name - ID#	Mbr CIN	Mbr DOB	Current Age (Months)	Month of Age 2	Urgency	Phone	Mbr Full Name First	Address	Hep A Illness	Hep B Illness	Measles Illness	Mumps Illness	Rubella Illness	VZV Illness	Null	DTaP1	DTaP2	DTaP3
		12/7/2019	37	December 2..	Over 2 Years	(530)			Null	Null	Null	Null	Null	Null		2/10/2020	4/10/2020	6/10/2020
		2/16/2021	23	February 2..	Very Urgent	(530)			Null	Null	Null	Null	Null	Null				
		2/22/2019	47	February 2..	Over 2 Years				Null	Null	Null	Null	Null	Null		4/23/2019	7/2/2019	10/1/2019
		6/18/2021	19	June 2023	Urgent				Null	Null	Null	Null	Null	Null		8/13/2021	11/3/2021	1/21/2022
		4/18/2020	33	April 2022	Over 2 Years	(530)			Null	Null	Null	Null	Null	Null		7/7/2020	9/28/2020	12/1/2020
		3/15/2021	22	March 2023	Very Urgent				Null	Null	Null	Null	Null	Null		5/17/2021	7/21/2021	11/8/2021
		6/8/2022	7	June 2024	To Be Evalu..	(530)			Null	Null	Null	Null	Null	Null		8/16/2022	12/2/2022	
		4/13/2019	45	April 2021	Over 2 Years	(530)			Null	Null	Null	Null	Null	Null		6/21/2019	8/26/2019	11/4/2019
		2/28/2022	11	February 2..	To Be Evalu..	(530)			Null	Null	Null	Null	Null	Null		4/29/2022	6/28/2022	8/30/2022
		12/29/2020	25	December 2..	Over 2 Years				Null	Null	Null	Null	Null	Null		3/12/2021	5/14/2021	8/13/2021
		6/29/2022	7	June 2024	To Be Evalu..	(530)			Null	Null	Null	Null	Null	Null		9/28/2022	11/30/2022	
		7/20/2019	42	July 2021	Over 2 Years	(831)			Null	Null	Null	Null	Null	Null		12/31/2019	2/6/2020	3/12/2020
		6/26/2022	7	June 2024	To Be Evalu..				Null	Null	Null	Null	Null	Null				
		8/18/2022	5	August 2024	To Be Evalu..	(530)			Null	Null	Null	Null	Null	Null				

Image

Data

Crosstab

PDF

PowerPoint



# Immunizations for Adolescents (IMA)

## Preventive Care Reports

View: Original

Summary Information | CIS\_0-2 Yrs | IMA\_9-13 Yrs | 6+Visits by 15Months | Annual Well Care Visits

**Vaccine Dose Report**

**Immunizations For Adolescents - Combination 2 (IMA-2)**  
Immunization Dates of Service

**Export Instructions:**  
 -Select PCP(s) and apply age filter if preferred.  
 -Click anywhere in the gray space below the "Updated" date to actively select the data.  
 -Click the download button from the menu bar above and export the report as a crosstab to view the report in Excel.

**Urgency Flag:**  
 - Members currently 13 years or older: "13+"  
 - Members age 12: "Very Urgent"  
 - Members age 11: "Urgent"  
 - Members age 10: "Priority"  
 - Members age 9: "Time Permitting"

Year Age 13  
 (All)

PCP Name - ID#  
 (All)

IZ/Rank

Agency	Year Age 13	Null	HPV/1	HPV/2	MCV/1	MCV/2	Tdap/1	Tdap/2
Age 13+	2023		10/5/2022					
Age 13+	2023							
March 2024	Urgent	2025						
March 2024	Very Urgent	2024					3/24/2021	
November 2024	Priority	2026						
March 2024	Very Urgent	2024						
February 2024	Age 13+	2023					11/7/2022	
June 2025	Urgent	2025						
December 2025	Urgent	2025						
August 2026	Priority	2026						
March 2022	Age 13+	2022					8/16/2021	
August 2022	Age 13+	2022					8/23/2021	
January 2027	Time Permitting	2027						
August 2024	Very Urgent	2024						

# Well Child Visits in the First 15 months (W15)

## Preventive Care Reports

View: Original

Summary Information | CIS\_0-2 Yrs | IMA\_9-13 Yrs | 6+Visits by 15Months | Annual Well Care Visits

**Well Care Reports**

**Well-Child Visits in the First 15 Months**

**Export Instructions:**

- Select PCP(s) and apply age filter if preferred.
- Click anywhere in the gray space below the "Updated" date to actively select the data.
- Click the download button from the menu bar above and export the report as a crosstab to view the report in Excel.

Year Date 15 Months

2023

☐ (All)  
☐ 2022  
☒ 2023  
☐ 2024

PCP Name - ID#

(All)

Mr Address	Mr Address	Mr County	Current Age (Yrs)	Current Age (Months)	Year of Date 15 Months	#DOS < 15 Mos	Date 15 Months	Most Recent Well Visit	Last DOS	Visit Rank				
4	5									1	2	3	4	
			0	6	2023	2	9/6/2023	2022-12-02-NORTHEA..	12/2/2022	8/16/2022	12/2/2022			
			0	10	2023	5	5/29/2023	2022-12-13-NORTHEA..	12/13/2022	3/23/2022	4/29/2022	6/28/2022	8/30/2022 12/13/2022	
			0	6	2023	1	9/27/2023	2022-11-30-NORTHEA..	11/30/2022	11/30/2022				
			0	6	2023	3	9/24/2023	2022-11-04-NORTHEA..	11/4/2022	7/8/2022	9/2/2022	11/4/2022		
			0	4	2023	1	11/16/2023	2022-12-12-NORTHEA..	12/12/2022	12/12/2022				
			1	13	2023	0	2/23/2023	Null	Null					
			0	9	2023	0	6/22/2023	Null	Null					
			0	3	2023	0	12/2/2023	Null	Null					
			0	6	2023	4	9/4/2023	2023-01-09-NORTHEA..	1/9/2023	7/20/2022	8/9/2022	10/7/2022	1/9/2023	
			0	7	2023	0	8/8/2023	Null	Null					
			0	10	2023	0	5/29/2023	Null	Null					
			0	6	2023	3	9/28/2023	2023-01-11-NORTHEA..	1/11/2023	9/27/2022	11/4/2022	1/11/2023		
			1	12	2023	3	3/20/2023	2023-01-17-NORTHEA..	1/17/2023	6/14/2022	8/17/2022	1/17/2023		
			0	6	2023	0	9/6/2023	Null	Null					
			0	8	2023	0	7/14/2023	Null	Null					



# Child & Adolescent Well Care Visits

## Preventive Care Reports



View: Original



Share

Summary Information | CIS\_0-2 Yrs | IMA\_9-13 Yrs | 6+Visits by 15Months | Annual Well Care Visits



### Well Care Reports

### Child and Adolescent Well Care Visits

#### Export Instructions:

- Select PCP(s) and apply age filter if preferred.
- Click anywhere in the gray space below the "Updated" date to actively select the data.
- Click the download button from the menu bar above and export the report as a crosstab to view the report in Excel.

Ages 3 - 17 in 2023: DOB 1/1/2006 - 12/31/2020

Year of DOB

PCP Name - ID#

(All)

(All)

Parent Organization:

Annual WellCare Visit

Updated: 1/25/2023 7:19:26 AM

PCP Name - ID#	CIN	Mbr ID	DOB	Current Age (Yrs)	Mbr Phone	Mbr Language	Mbr Full Name First	Mbr Address 1	Mbr Address 2	Mbr Address 3	Mbr Address 4	Mbr Address 5	Mbr County	Compliance Flag (WCV)	Most Recent Well Visit	1
				12	(760) 59..	ENGLISH					CA	96130	LASSEN	N	2022-10-05..	10/5/2022
				15	(530) 28..	ENGLISH					CA	96130	LASSEN	N	Null	
				4	(775) 50..	ENGLISH					CA	96121	LASSEN	N	Null	
				3	(530) 70..	ENGLISH					CA	96130	LASSEN	N	2022-12-12..	2/10/2020
				1	(530) 25..	ENGLISH					CA	96130	LASSEN	N	2022-08-17..	6/21/2021
				7	(415) 00..	ENGLISH					CA	96130	LASSEN	N	Null	
				3		ENGLISH					CA	96130	LASSEN	N	2022-04-26..	2/26/2019
				5	(530) 37..	ENGLISH					CA	96130	LASSEN	N	2022-12-12..	8/18/2021
				12	(661) 20..	ENGLISH					CA	96130	LASSEN	N	Null	
				10		ENGLISH					CA	96130	LASSEN	N	2022-04-26..	3/28/2016
				7		ENGLISH					CA	96130	LASSEN	N	2022-05-24..	3/1/2016
				7	(530) 25..	ENGLISH					CA	96130	LASSEN	N	2022-06-07..	1/20/2016
				11	(916) 87..	ENGLISH					CA	96113	LASSEN	N	2021-07-14..	7/14/2021

# How to download reports

The screenshot displays an Excel spreadsheet with a data table. The table has columns labeled C through X. Column C is 'CIN', D is 'DOB', E is 'Mbr Phone', F is 'Mbr Language', G is 'Mbr Full Name First', H is 'Mbr Address 1', J is 'Address 3', K is 'Mbr Address 4', L is 'Mbr Address 5', M is 'Mbr County', N is 'Current Age', O is 'Current Age', P is 'Year of Dat', Q is 'Date 15 Mo Most Recer', R is 'Last DOS', S is '#DOS < 15', T is 'Visit Rank', U is '1', V is '2', W is '3', and X is '4'. The 'Visit Rank' column (T) contains numerical values ranging from 44789 to 44909. A dropdown menu is open over the 'Number' format, showing options like 'General', 'Currency', 'Accounting', 'Short Date', 'Long Date', 'Time', 'Percentage', 'Fraction', 'Scientific', and 'Text'. The 'Number' option is selected, showing '12' and '1'.

CIN	DOB	Mbr Phone	Mbr Language	Mbr Full Name First	Mbr Address 1	Address 3	Mbr Address 4	Mbr Address 5	Mbr County	Current Age	Current Age	Year of Dat	Date 15 Mo Most Recer	Last DOS	#DOS < 15	Visit Rank	1	2	3	4
			ENGLISH			CA	96130	LASSEN	0	6	2023	9/6/2023	2022-12-05	12/2/2022	2	44789	44897			
			ENGLISH			CA	96130	LASSEN	0	10	2023	5/29/2023	2022-12-11	12/13/2022	5	44643	44680	44740	448	
			ENGLISH			CA	96128	LASSEN	0	6	2023	9/27/2023	2022-11-30	11/30/2022	1	44895				
			ENGLISH			CA	96113	LASSEN	0	6	2023	9/24/2023	2022-11-04	11/4/2022	3	44750	44800	44869		
			ENGLISH			CA	96130	LASSEN	0	4	2023	11/16/2023	2022-12-12	12/12/2022	1	44907				
			ENGLISH			CA	96130	LASSEN	1	13	2023	2/23/2023			0					
			ENGLISH			CA	96114-8506	LASSEN	0	9	2023	6/22/2023			0					
			ENGLISH			CA	96130	LASSEN	0	3	2023	12/2/2023			0					
			ENGLISH			CA	96130	LASSEN	0	6	2023	9/4/2023	2023-01-05	1/9/2023	4	44762	44782	44841	449	
			ENGLISH			CA	96130	LASSEN	0	7	2023	8/8/2023			0					
			ENGLISH			CA	96130	LASSEN	0	10	2023	5/29/2023			0					
			ENGLISH			CA	96130	LASSEN	0	6	2023	9/28/2023	2023-01-11	1/11/2023	3	44831	44869	44937		
			ENGLISH			CA	96130	LASSEN	1	12	2023	3/20/2023	2023-01-11	1/17/2023	3	44726	44790	44943		
			ENGLISH			CA	96114-0783	LASSEN	0	6	2023	9/6/2023			0					
			ENGLISH			CA	96130	LASSEN	0	6	2023	7/14/2023			0					
			ENGLISH			CA	96130	LASSEN	0	7	2023	8/14/2023	2022-09-11	9/19/2022	1	44823				
			ENGLISH			CA	96130	LASSEN	0	6	2023	9/19/2023	2022-12-21	12/21/2022	1	44916				
			ENGLISH			CA	96130	LASSEN	0	7	2023	8/24/2023			0					
			ENGLISH			CA	96130	LASSEN	0	6	2023	9/17/2023			0					
			ENGLISH			CA	96130	LASSEN	0	9	2023	6/4/2023	2022-12-05	12/9/2022	4	44636	44769	44832	449	
			ENGLISH			CA	96113	LASSEN	0	7	2023	8/4/2023	2022-10-21	10/21/2022	1	44855				
			ENGLISH			CA	96130	LASSEN	0	10	2023	5/5/2023	2022-11-26	11/29/2022	4	44655	44719	44802	448	
			ENGLISH			CA	96130	LASSEN	0	4	2023	11/17/2023	2022-12-14	12/14/2022	1	44909				



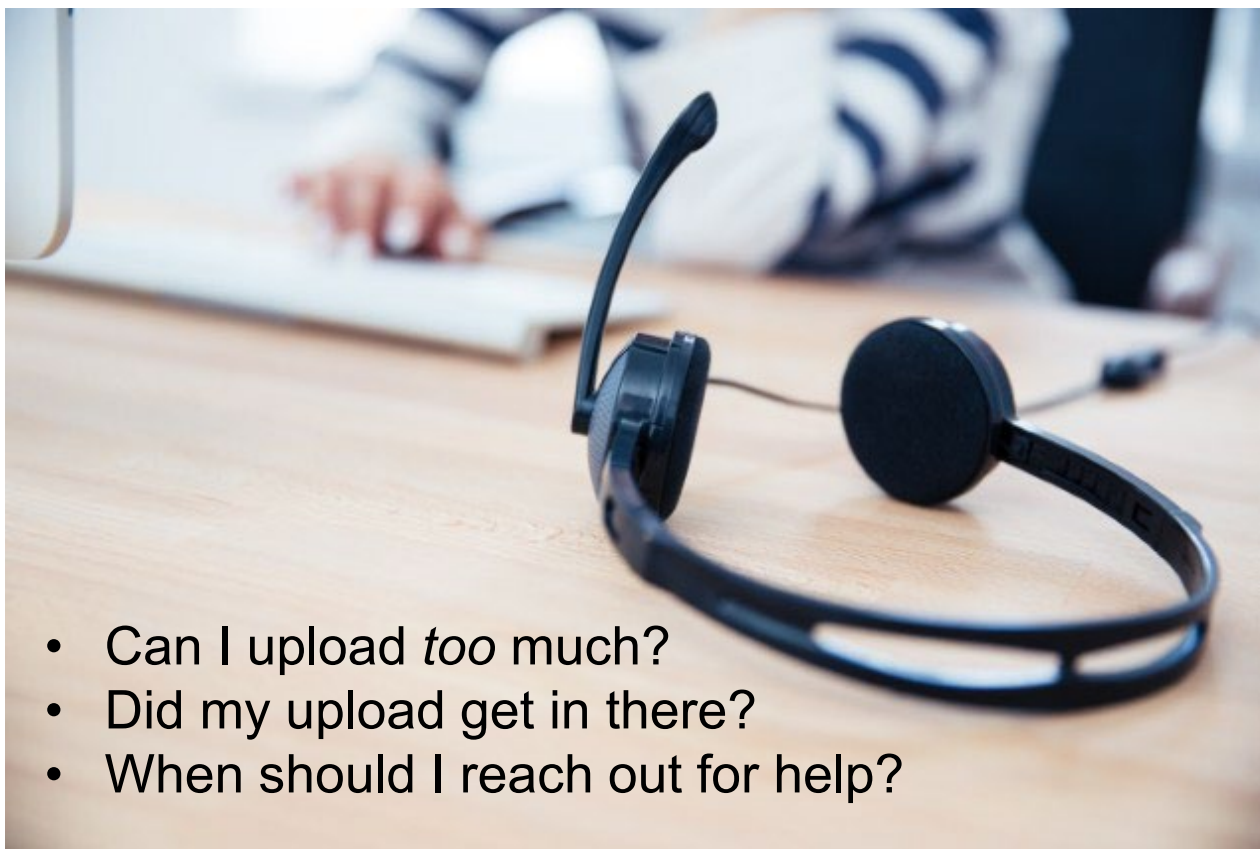
# eReports Audit



## Annual Audit on Uploaded Data!

# 2022 Upload Best Practices

## ADMINISTRATIVE DATA vs UPLOADS HELP ME STRATEGIZE!




- Can I upload *too* much?
- Did my upload get in there?
- When should I reach out for help?

# 2022 PCP Provider Engagement Survey



**Let us hear your thoughts and opinions**  
**Please take a moment to take our survey**



**Let's Work Together!**  
Reach us at [QIP@PartnershipHP.org](mailto:QIP@PartnershipHP.org)