

Partnership HealthPlan of California Glenn County Fact Sheet

Our mission: To help our members, and the communities we serve, be healthy



Our Community



As of March 2024, Partnership serves 13,800 members in Glenn County.



There are 2,200 Partnership members in Glenn County who are low-income seniors or people with disabilities.

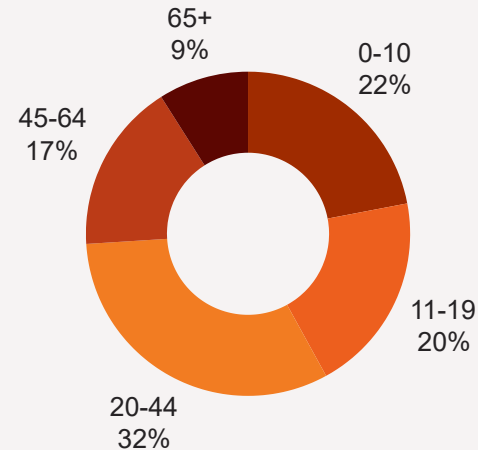


For CalAIM, there are five Community Supports (CS) providers and 20 Enhanced Care Management (ECM) providers in Glenn County.

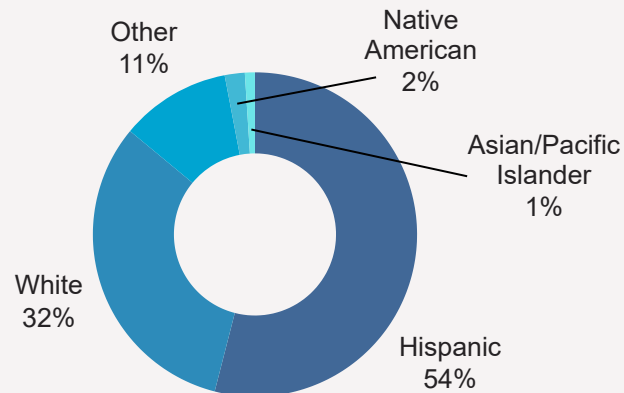
Our Membership

Demographics

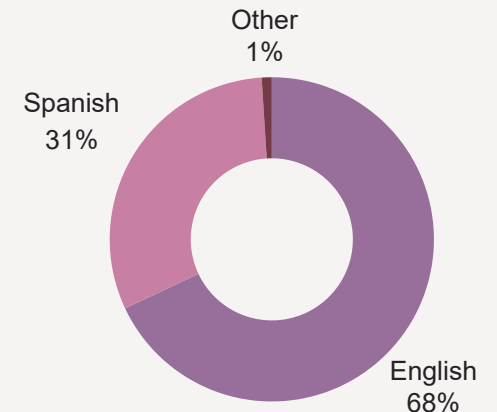
Age



Ethnicity



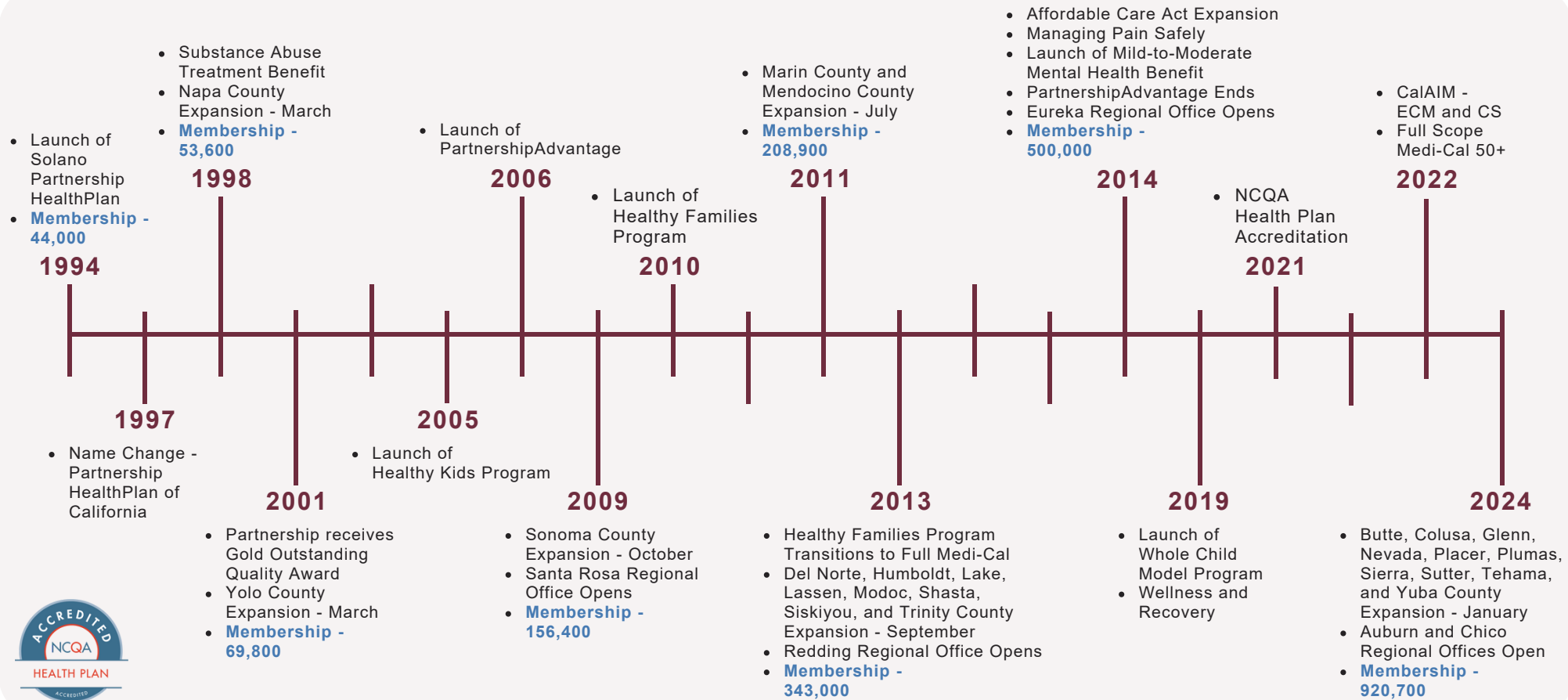
Language



Partnership HealthPlan of California

About Us

Learn about our history and commitment to our communities



About Us Partnership HealthPlan of California was established in May 1994 to address the use of Solano County's three hospital emergency room facilities as the primary source of care for county residents on Medi-Cal. Partnership now serves over 900,000 members in 24 counties.

Contact Dustin Lyda
Director of Communications and Government Affairs
dlyda@partnershiphp.org